



Ch. 7. 정상파계

*Hayt*의

전자기학

7장. 정상자계

- 자계를 정의하고, 전류분포에 따라 형성되는 자계를 다룬다.
 - 1) 비오사바르 법칙
 - 2) 암페어의 주회법칙
 - 3) 벡터회전
 - 4) 스토크스의 정리
 - 5) 자속과 자속밀도
 - 6) 스칼라자위 및 벡터자위
 - 7) 정상자계 법칙의 유도

7.1 Biot-Savart의 법칙

- 전계; 쿨롱의 법칙 → 가우스 법칙
- 자계; 비오사르 법칙 → 암페어의 주회법칙

- 정상자계(직류자계)의 근원;

영구자석

시간에 대한 변화율이 일정한 전계

직류전류

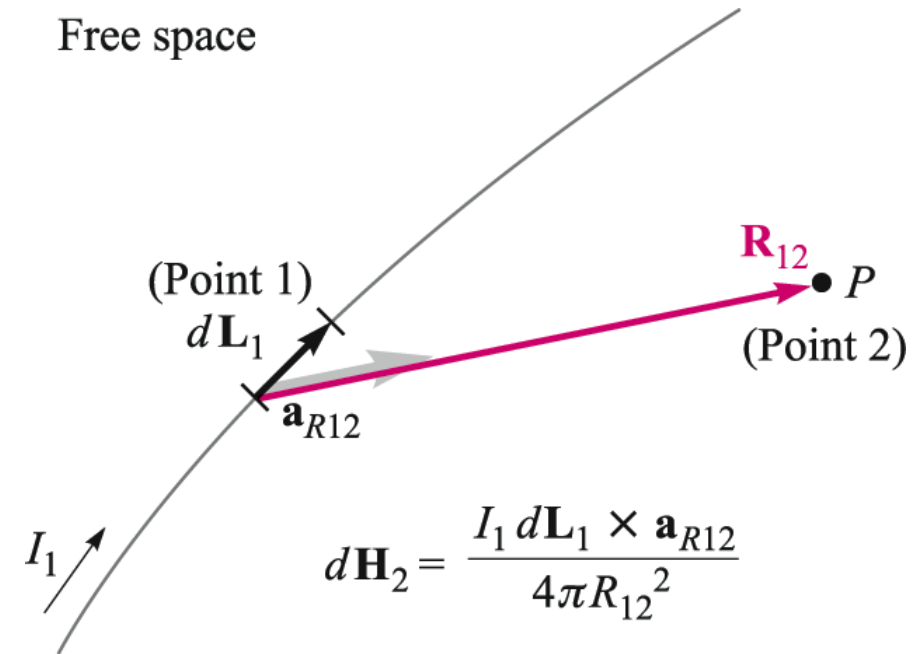
7.1 Biot-Savart의 법칙

- 정상자계(직류자계)의 근원
 - 영구자석
 - 시간에 대한 변화율이 일정한 전계
 - 직류전류

- 직류전류에 의한 자계의 세기

- Biot-Savart의 실험법칙

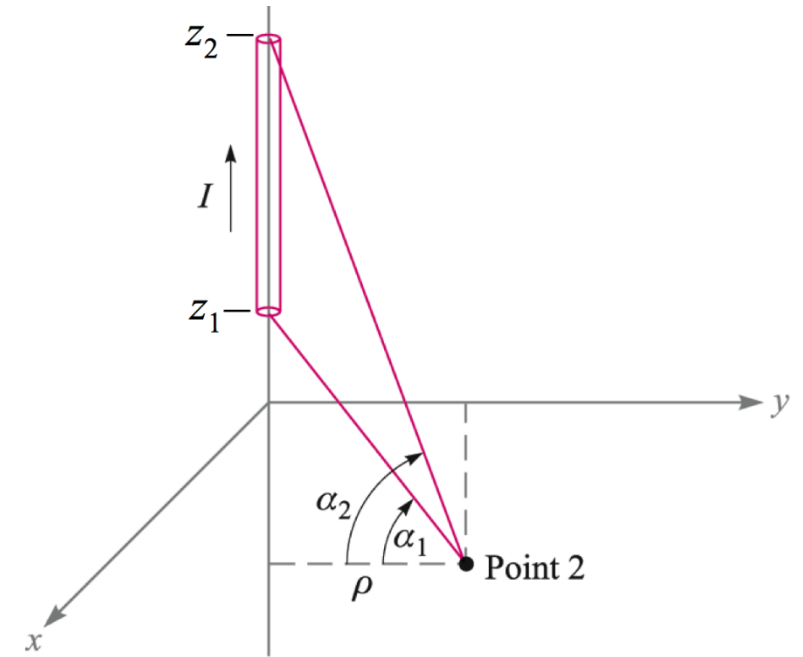
$$\mathbf{H}_2 = \oint \frac{\mathbf{I}_1 d\mathbf{L}_1 \times \mathbf{a}_R}{4\pi R_{12}^2} = \oint \frac{\mathbf{I}_1 d\mathbf{L}_1 \times \mathbf{R}_{12}}{4\pi R_{12}^3} \text{ [A/m]}$$



7.1 Biot-Savart의 법칙

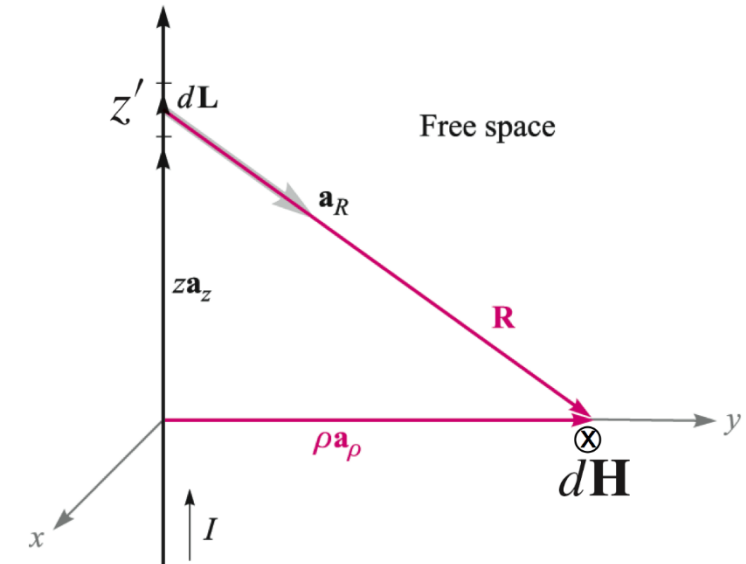
- 유한길이의 선전류에 의한 자계의 세기

$$\mathbf{H} = \frac{I}{4\pi\rho} (\sin \alpha_2 - \sin \alpha_1) \mathbf{a}_\phi \text{ [A/m]}$$



- 무한길이의 선전류에 의한 자계의 세기(그림 7.3)

$$\mathbf{H} = \frac{I}{4\pi\rho} [\sin 90^\circ - \sin(-90^\circ)] \mathbf{a}_\phi = \frac{I}{2\pi\rho} \mathbf{a}_\phi$$



7.1 Biot-Savart의 법칙

- (예제 7.1) 두 개의 반무한 선전류에 의한 자계의 세기

➤ $I = 8A, P_2(0.4, 0.3, 0) \rightarrow \mathbf{H}_2 = ?$

$$\mathbf{H}_2 = \mathbf{H}_{2(x)} + \mathbf{H}_{2(y)}$$

$$\alpha_{1x} = -90^\circ, \quad \alpha_{2x} = \tan^{-1}(0.4/0.3) = 53.1^\circ, \quad \rho_x = 0.3$$

$$\begin{aligned}\mathbf{H}_{2(x)} &= \frac{I_x}{4\pi\rho_x} (\sin\alpha_{2x} - \sin\alpha_{1x})\mathbf{a}_\phi \\ &= \frac{8}{4\pi \times 0.3} (\sin 53.1^\circ - \sin(-90^\circ))\mathbf{a}_\phi \\ &= \frac{2}{0.3\pi} (1.8)\mathbf{a}_\phi = \frac{12}{\pi}\mathbf{a}_\phi \\ &= -\frac{12}{\pi}\mathbf{a}_z [\text{A/m}]\end{aligned}$$

7.1 Biot-Savart의 법칙

$$\alpha_{1y} = -\tan^{-1}(0.3/0.4) = -36.9^\circ, \quad \alpha_{2y} = 90^\circ, \quad \rho_y = 0.4$$

$$\begin{aligned}\mathbf{H}_{2(y)} &= \frac{I_y}{4\pi\rho_y} (\sin\alpha_{2y} - \sin\alpha_{1y})\mathbf{a}_\phi \\ &= \frac{8}{4\pi \times 0.4} (\sin 90^\circ - \sin(-36.9^\circ))\mathbf{a}_\phi \\ &= \frac{2}{0.4\pi} (1.6)\mathbf{a}_\phi = \frac{8}{\pi}\mathbf{a}_\phi \\ &= -\frac{8}{\pi}\mathbf{a}_z \text{ [A/m]}\end{aligned}$$

$$\begin{aligned}\therefore \mathbf{H}_2 &= \left(\frac{-12}{\pi}\right)\mathbf{a}_z + \left(\frac{-8}{\pi}\right)\mathbf{a}_z \\ &= -\frac{20}{\pi}\mathbf{a}_z = -6.37\mathbf{a}_z \text{ [A/m]}\end{aligned}$$

7.1 Biot-Savart의 법칙

- (ex 1) $I = 24A, P_2(1.5,2,3) \rightarrow \mathbf{H}_2 = ?$

$$\rho = \sqrt{1.5^2 + 2^2} = 2.5$$

$$\mathbf{H}_2 = \frac{I}{4\pi\rho} (\sin \alpha_2 - \sin \alpha_1) \mathbf{a}_\phi$$

- (a) from $z = 0$ to $z = 6$

$$\alpha_1 = -\tan^{-1}(3/\rho) = -50.2^\circ, \alpha_2 = 50.2^\circ$$

$$\mathbf{H}_2 = \frac{24}{4\pi \times 2.5} (\sin 50.2^\circ + \sin 50.2^\circ) \mathbf{a}_\phi$$

$$= \frac{12}{2.5\pi} \sin 50.2^\circ \mathbf{a}_\phi$$

$$= 1.174 \mathbf{a}_\phi$$

$$= H_x \mathbf{a}_x + H_y \mathbf{a}_y$$

7.1 Biot-Savart의 법칙

$$\begin{aligned}H_x &= \mathbf{H}_2 \cdot \mathbf{a}_x \\&= 1.174 \mathbf{a}_\phi \cdot \mathbf{a}_x \\&= 1.174(-\sin \phi) \\&= 1.174 \times (-2/2.5) = -0.9392\end{aligned}$$

$$\begin{aligned}H_y &= \mathbf{H}_2 \cdot \mathbf{a}_y \\&= 1.174 \mathbf{a}_\phi \cdot \mathbf{a}_y \\&= 1.174 \cos \phi \\&= 1.174 \times (1.5/2.5) = 0.7044\end{aligned}$$

$$\therefore \mathbf{H}_2 = H_x \mathbf{a}_x + H_y \mathbf{a}_y = -0.9392 \mathbf{a}_x + 0.7044 \mathbf{a}_y \text{ [A/m]}$$

➤ (b) from $z = 6$ to $z = \infty$, (c) from $z = -\infty$ to $z = \infty$

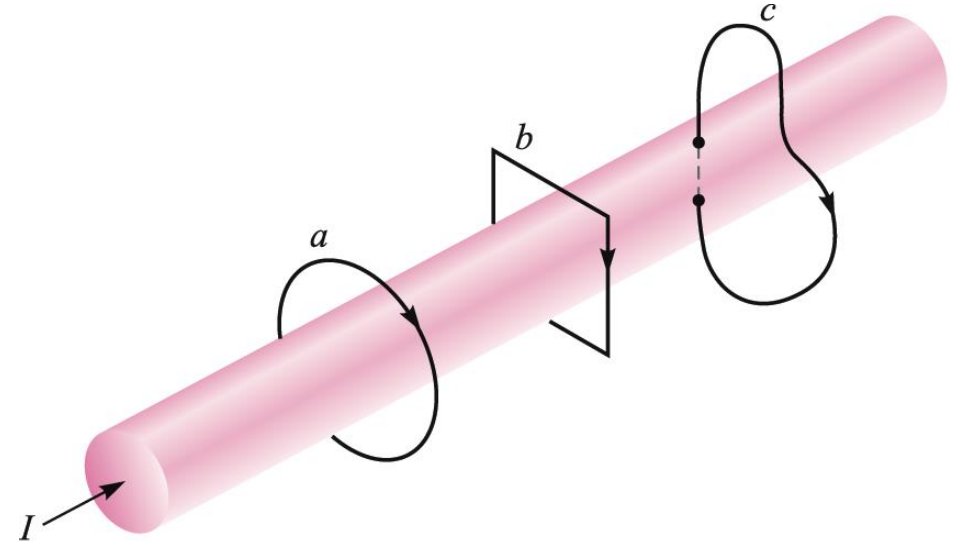
- 응용예제 7.1 & 7.2

7.2 Ampere의 주회법칙(Circuital Law)

- Ampere의 주회법칙

$$\oint \mathbf{H} \cdot d\mathbf{L} = I$$

- ▶ 폐곡로를 따라 \mathbf{H} 를 선적분한 결과는 폐곡로로 둘러싸인 직류전류와 같다.



- 무한길이의 선전류에 의한 자계의 세기

$$\oint \mathbf{H} \cdot d\mathbf{L} = \int_0^{2\pi} H_\phi \rho d\phi = H_\phi \rho \int_0^{2\pi} d\phi = H_\phi 2\pi\rho = I$$

$$\therefore H_\phi = \frac{I}{2\pi\rho} \text{ [A/m]}$$

7.2 Ampere의 주회법칙(Circuital Law)

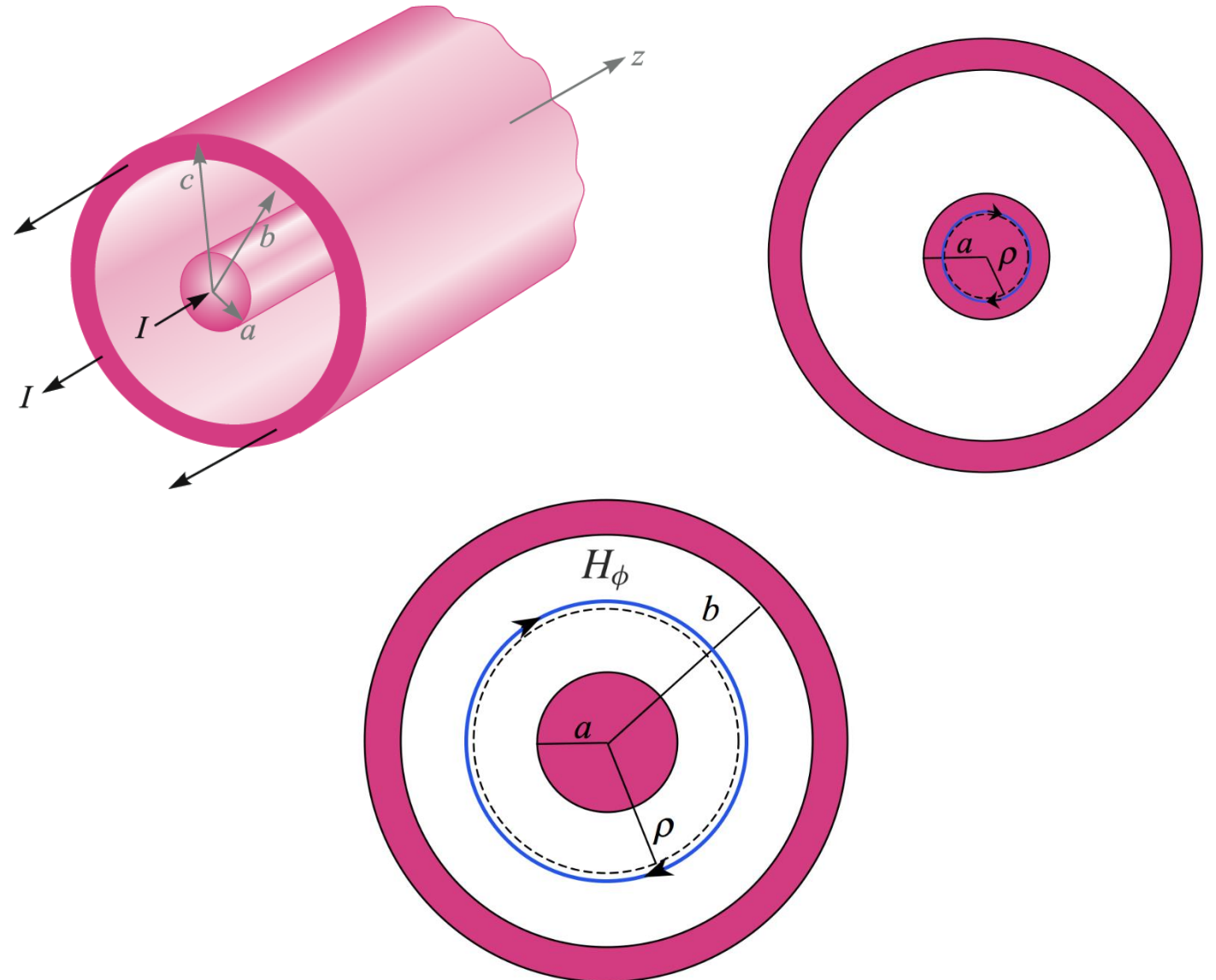
- 동축케이블에서의 자계의 세기

i) $\rho < a$

$$H_{\phi} = \frac{I'}{2\pi\rho} \leftarrow \frac{I'}{I} = \frac{\pi\rho^2}{\pi a^2}$$
$$= \frac{I}{2\pi\rho} \frac{\rho^2}{a^2} = \frac{I}{2\pi a^2} \rho \text{ [A/m]}$$

ii) $a \leq \rho < b$

$$H_{\phi} = \frac{I}{2\pi\rho} = \frac{I}{2\pi} \frac{1}{\rho} \text{ [A/m]}$$



7.2 Ampere의 주회법칙(Circuital Law)

- 동축케이블에서의 자계의 세기

iii) $b \leq \rho < c$

$$H_\phi = \frac{I - I''}{2\pi\rho} \leftarrow \frac{I''}{I} = \frac{\pi\rho^2 - \pi b^2}{\pi c^2 - \pi b^2}$$

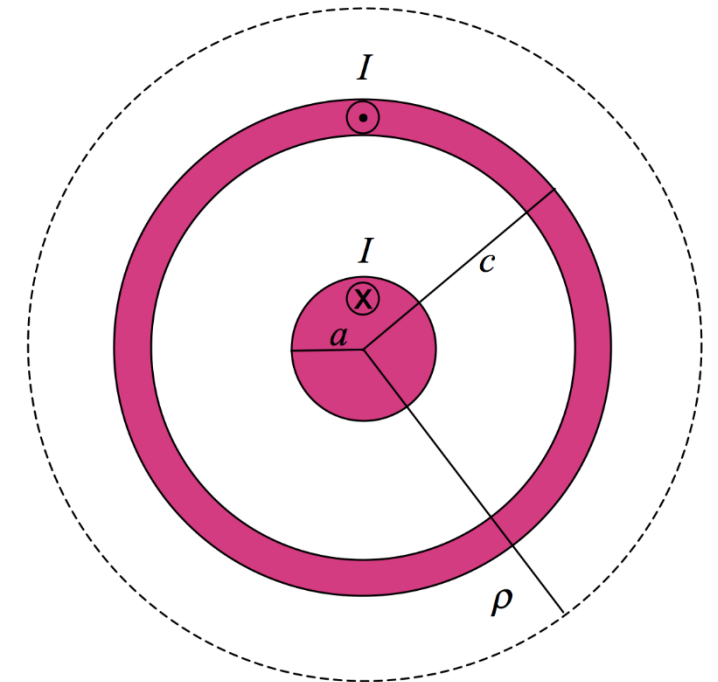
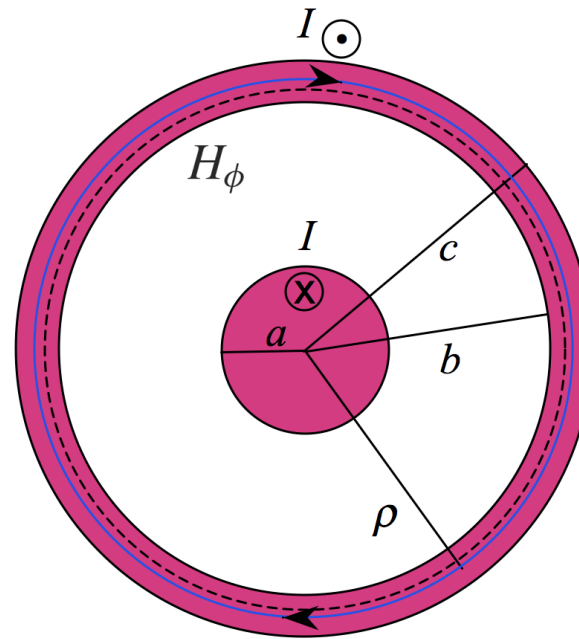
$$= \frac{I}{2\pi\rho} \left(1 - \frac{\rho^2 - b^2}{c^2 - b^2} \right)$$

$$= \frac{I}{2\pi\rho} \left(\frac{c^2 - b^2 - \rho^2 + b^2}{c^2 - b^2} \right)$$

$$= \frac{I}{2\pi\rho} \left(\frac{c^2 - \rho^2}{c^2 - b^2} \right) \text{ [A/m]}$$

iv) $\rho \geq d$

$$H_\phi = \frac{0}{2\pi\rho} = 0$$



7.2 Ampere의 주회법칙(Circuital Law)

- 동축케이블에서의 자계의 세기

i) $\rho < a$

$$H_{\phi} = \frac{I}{2\pi a^2} \rho \quad [\text{A/m}]$$

ii) $a \leq \rho < b$

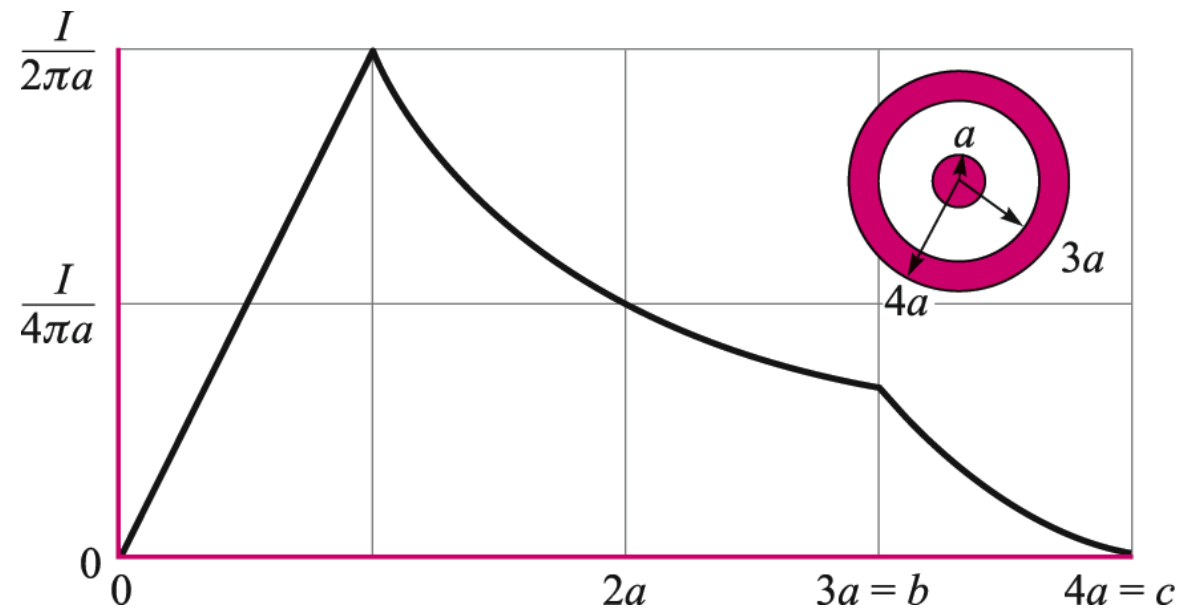
$$H_{\phi} = \frac{I}{2\pi\rho} = \frac{I}{2\pi} \frac{1}{\rho} \quad [\text{A/m}]$$

iii) $b \leq \rho < c$

$$H_{\phi} = \frac{I}{2\pi\rho} \left(\frac{c^2 - \rho^2}{c^2 - b^2} \right) \quad [\text{A/m}]$$

iv) $\rho \geq d$

$$H_{\phi} = \frac{0}{2\pi\rho} = 0$$



7.2 Ampere의 주회법칙(Circuital Law)

- 솔레노이드(solenoid)에서의 자계의 세기

$$\oint \mathbf{H} \cdot d\mathbf{L} = NI$$

$$\mathbf{H}_1 \cdot d\mathbf{L}_1 + \mathbf{H}_2 \cdot d\mathbf{L}_2 + \mathbf{H}_3 \cdot d\mathbf{L}_3 + \mathbf{H}_4 \cdot d\mathbf{L}_4 = NI$$

$$\mathbf{H}_2 \perp d\mathbf{L}_2, \mathbf{H}_4 \perp d\mathbf{L}_4$$

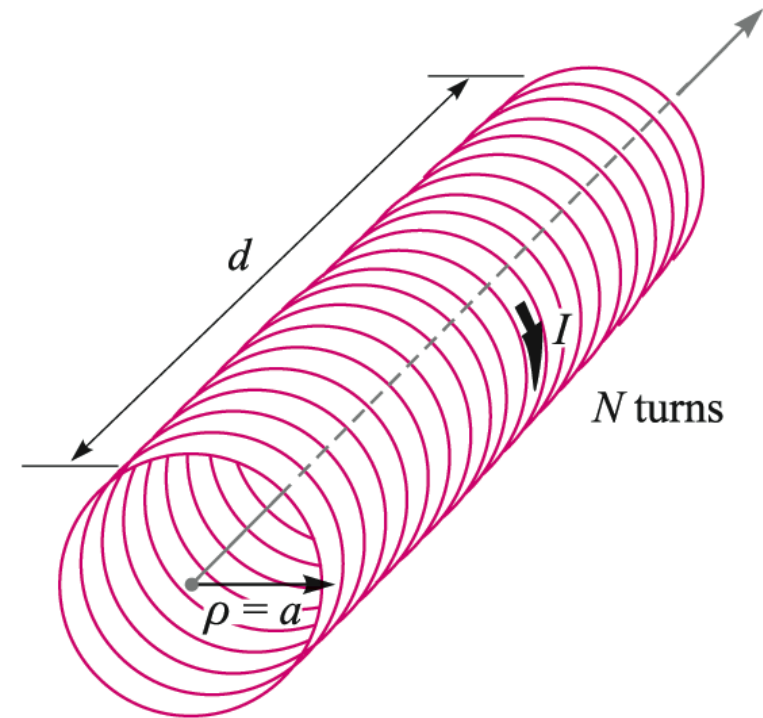
$$\mathbf{H}_1 \cdot d\mathbf{L}_1 + \mathbf{H}_3 \cdot d\mathbf{L}_3 = NI \leftarrow \mathbf{H}_3 = 0$$

$$\mathbf{H}_1 \cdot d\mathbf{L}_1 = NI \leftarrow \mathbf{H}_1 \text{ parallel } d\mathbf{L}_1$$

$$H_1 dL_1 = NI$$

$$H_1 = \frac{NI}{dL_1} \leftarrow H_1 = H_z, dL_1 = d$$

$$\therefore H_z = \frac{NI}{d} = \frac{nIA}{m} \leftarrow \frac{N}{d} = n(\text{권선밀도})$$



$$\mathbf{H} = \frac{NI}{d} \mathbf{a}_z$$

(well inside coil)

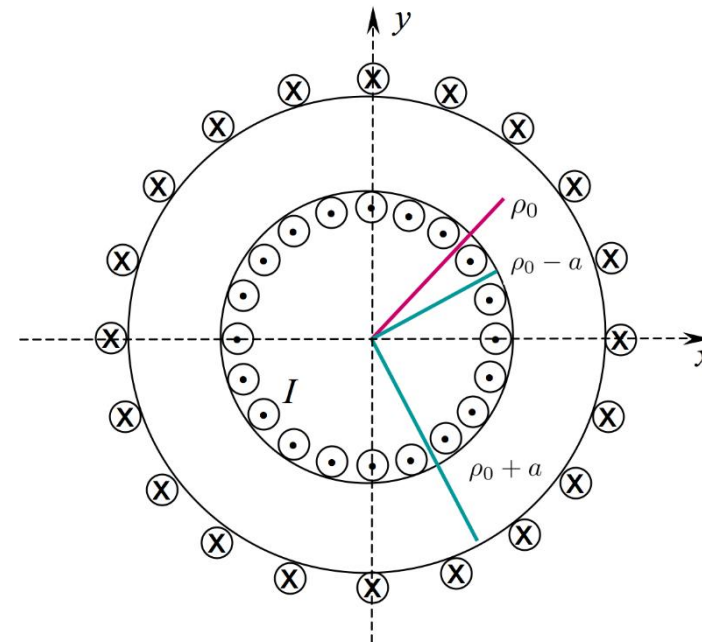
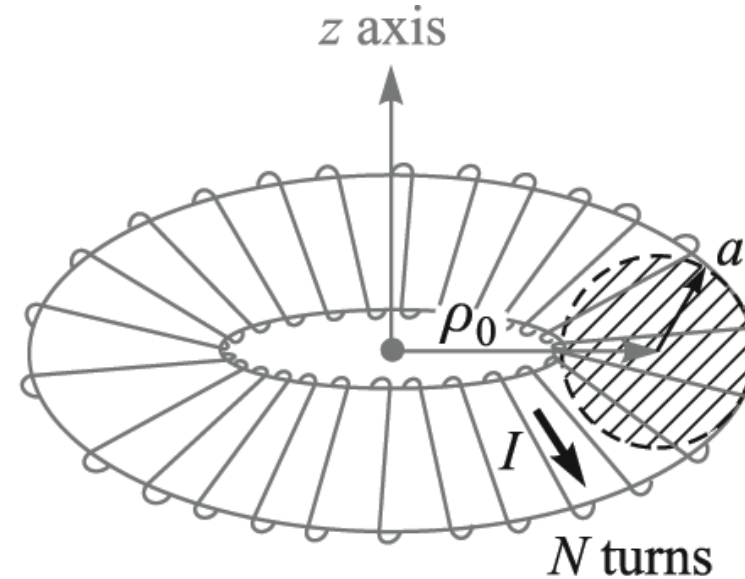
7.2 Ampere의 주회법칙(Circuital Law)

- 토로이드(toroid)에서의 자계의 세기
 - i) 토로이드 외부 : $\oint \mathbf{H} \cdot d\mathbf{L} = 0$
 - ii) 토로이드 내부 : $\oint \mathbf{H} \cdot d\mathbf{L} = NI$

$$\int_0^{2\pi} H_\phi \rho d\phi = NI$$

$$H_\phi 2\pi\rho = NI$$

$$\therefore H_\phi = \frac{NI}{2\pi\rho} \quad [\text{A/m}]$$



7.2 Ampere의 주회법칙(Circuital Law)

- (ex 2) $\mathbf{H} = ?$ at $P(0.01, 0, 0)$

(a) $0.08A$ at z 축 & $-0.08A$ at $x = 0.015, y = 0$

$$\mathbf{H} = \mathbf{H}_1 + \mathbf{H}_2$$

$$= \frac{0.08}{2\pi \times 0.01} \mathbf{a}_y + \frac{0.08}{2\pi \times 0.005} \mathbf{a}_y$$

$$= \frac{0.08}{2\pi} \left(\frac{1}{0.01} + \frac{1}{0.005} \right) \mathbf{a}_y = 3.82 \mathbf{a}_y \quad [\text{A/m}]$$

(b) $a = 6\text{mm}, b = 9\text{mm}, c = 12\text{mm}$ 인 동축케이블의 내부도체에 $I = 0.8\mathbf{a}_z A$

$$b < \rho = 0.01 < c \text{이므로}$$

$$\mathbf{H} = \frac{I}{2\pi\rho} \left(\frac{c^2 - \rho^2}{c^2 - b^2} \right) \mathbf{a}_\phi$$

$$= \frac{0.8}{2\pi \times 0.01} \frac{0.012^2 - 0.01^2}{0.012^2 - 0.009^2} \mathbf{a}_y = 8.8925 \mathbf{a}_y \quad [\text{A/m}]$$

7.2 Ampere의 주회법칙(Circuital Law)

- (ex 2) $\mathbf{H} = ?$ at $P(0.01, 0, 0)$

(d) 원점을 중심으로 하고, 중심선이 y 축인 토로이드($\rho_0 = 12\text{mm}$, $a = 3\text{mm}$, $N = 250$ 회)에서, 밖에서

$$I = 2\mathbf{a}_y \text{ [mA]}$$

$\rho_0 - a < \rho = 0.01 < \rho_0 + a$ (토로이드 내부)이므로

$$\begin{aligned}\mathbf{H} &= \frac{NI}{2\pi\rho} \mathbf{a}_\phi \\ &= \frac{250 \times 0.002}{2\pi \times 0.01} \mathbf{a}_z \\ &= 7.958\mathbf{a}_z \text{ [A/m]}\end{aligned}$$


7.3 벡터의 회전(Curl)

- 벡터의 회전(curl)
 - Gauss의 법칙 → 벡터의 발산(divergence)
 - Ampere의 주회법칙 → 벡터의 회전(curl)

$$\text{curl } \mathbf{H} = \nabla \times \mathbf{H} = \begin{vmatrix} \mathbf{a}_x & \mathbf{a}_y & \mathbf{a}_z \\ \frac{\partial}{\partial x} & \frac{\partial}{\partial y} & \frac{\partial}{\partial z} \\ H_x & H_y & H_z \end{vmatrix} = \left(\frac{\partial H_z}{\partial y} - \frac{\partial H_y}{\partial z} \right) \mathbf{a}_x + \left(\frac{\partial H_x}{\partial z} - \frac{\partial H_z}{\partial x} \right) \mathbf{a}_y + \left(\frac{\partial H_y}{\partial x} - \frac{\partial H_x}{\partial y} \right) \mathbf{a}_z = \mathbf{J}$$

- Ampere의 주회법칙 미분형

$$\oint \mathbf{H} \cdot d\mathbf{L} = I \text{ (적분형)} \leftrightarrow \nabla \times \mathbf{H} = \mathbf{J} \text{ (미분형)}$$



7.3 벡터의 회전(Curl)

- 응용예제 7.5) $\nabla \times \mathbf{G} = ?$

▶ a) $\mathbf{G} = xyz(\mathbf{a}_x + \mathbf{a}_y)$ at P(3, 2, 1)

$$\begin{aligned}\nabla \times \mathbf{G} &= \begin{vmatrix} \mathbf{a}_x & \mathbf{a}_y & \mathbf{a}_z \\ \frac{\partial}{\partial x} & \frac{\partial}{\partial y} & \frac{\partial}{\partial z} \\ G_x & G_y & G_z \end{vmatrix} = \left(\frac{\partial G_z}{\partial y} - \frac{\partial G_y}{\partial z} \right) \mathbf{a}_x + \left(\frac{\partial G_x}{\partial z} - \frac{\partial G_z}{\partial x} \right) \mathbf{a}_y + \left(\frac{\partial G_y}{\partial x} - \frac{\partial G_x}{\partial y} \right) \mathbf{a}_z \\ &= (0 - xy)\mathbf{a}_x + (xy - 0)\mathbf{a}_y + (yz - xz)\mathbf{a}_z = -6\mathbf{a}_x + 6\mathbf{a}_y - \mathbf{a}_z\end{aligned}$$

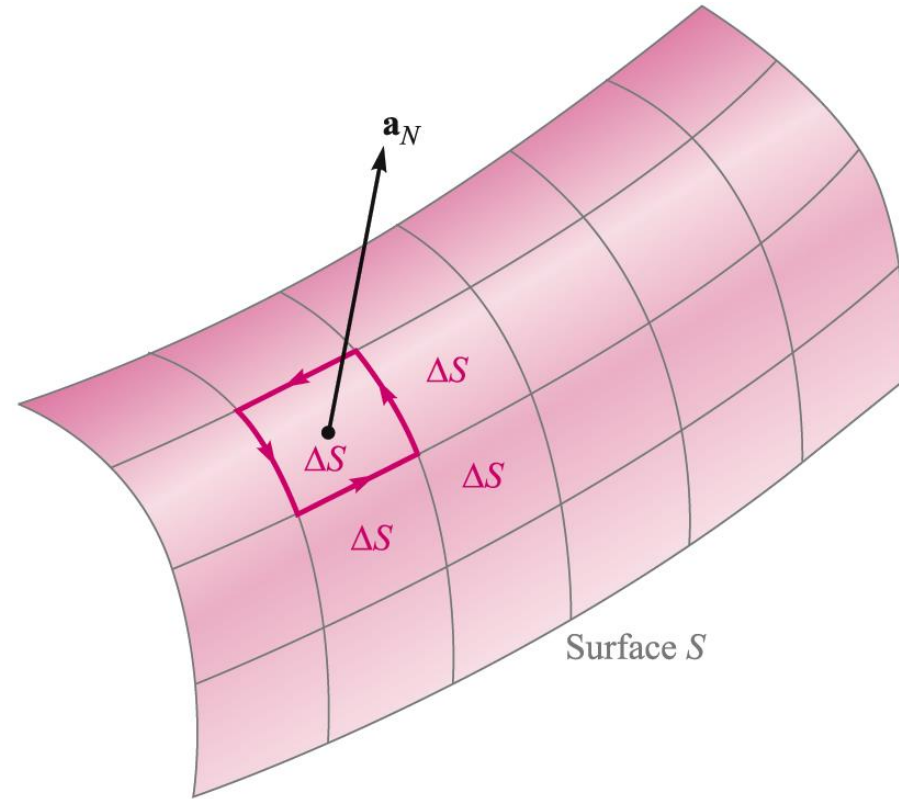
7.4 Stokes의 정리

$$\oint \mathbf{H} \cdot d\mathbf{L} \equiv \int_S (\nabla \times \mathbf{H}) \cdot d\mathbf{S}$$

$$\because \oint \mathbf{H} \cdot d\mathbf{L} = I$$

$$= \int_S \mathbf{J} \cdot d\mathbf{S}$$

$$= \int_S (\nabla \times \mathbf{H}) \cdot d\mathbf{S}$$



- 전류의 연속성; 임의의 폐곡면을 통하여 나가는 전류의 합은 항상 0

$$\nabla \cdot \mathbf{J} = \nabla \cdot (\nabla \times \mathbf{H}) \equiv 0$$

7.5 자속과 자속밀도

- 자속밀도(magnetic flux density)의 정의
 - $\mathbf{B} = \mu_0 \mathbf{H}$ [$\text{Wb/m}^2 = \text{T} = 10000\text{G}$](자유공간에서)
where, $\mu_0 = 4\pi \times 10^{-7}$ [H/m]
- 자속
 - 전기계의 세기 $\mathbf{E} \rightarrow$ 전속밀도 $\mathbf{D} = \epsilon \mathbf{E} \rightarrow$ 전속 $\Psi = \oint_S \mathbf{D} \cdot d\mathbf{S} = Q$
 - 자기계의 세기 $\mathbf{H} \rightarrow$ 자속밀도 $\mathbf{B} = \mu \mathbf{H} \rightarrow$ 자속 $\Phi = \oint_S \mathbf{B} \cdot d\mathbf{S} = 0$